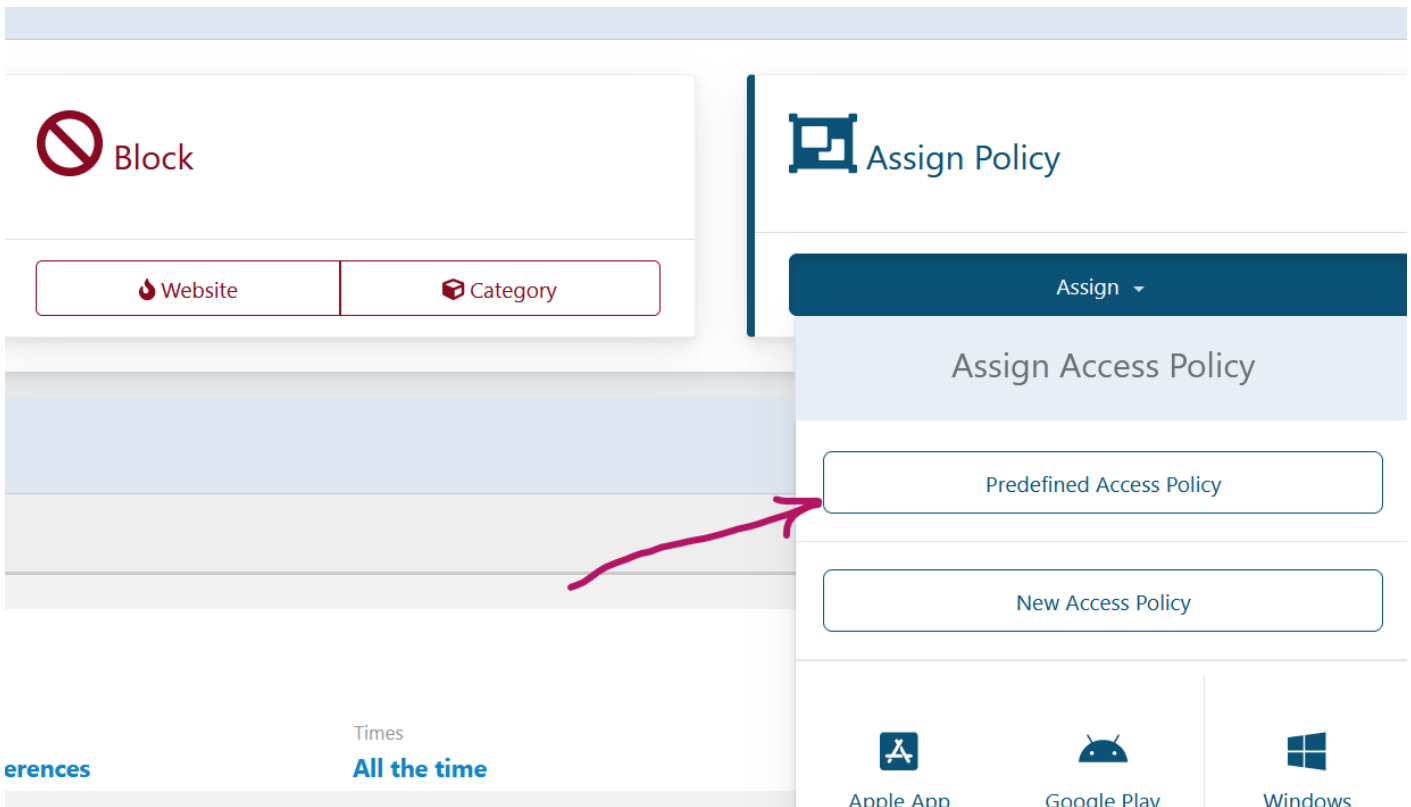


Block Images in Google Maps


The pictures & media in Google Maps can be pruned out by enabling a Predefined policy in the DrawBridge Console.


STEPS

1. From your DrawBridge account dashboard: Select [Access Policies](#) / [Assign Policy](#) / [Predefined](#)
[Access Policy](#)



2. At the top, choose the correct Device Group, or All Devices. At the bottom, select the Access Policy Group called "**Block_GoogleMedia (Universal)**" from the dropdown list in the bottom field.

 Assign Access Policy For Devices

Device group* 

alldevices ()

Required*

Yes

No

Access Policy Group*

Block_GoogleMedia (Universal)

BlockAppleMusic (Universal)

Block_Google_Maps_Images (Universal)

Block_GoogleMedia (Universal)

Broad_Access (Universal)

CA_Email_And_Updates (Universal)

Cortana_block (Universal)

3. Select **Enable Indefinitely** and **SAVE**. The new policy will appear as a line in your policy dashboard:

BLOCK GOOGLEMEDIA **GROUP**

(Universal) Matched Today: 2,937

Devices

All Devices

Filter Actions


Block google Media


(Universal)


Times

All the time

Actions

 Disable

 Swap

 Details

You may select **Disable** to turn the policy off, or select **Details** for the option to Delete it. *NOTE: This may require elevated permissions depending on your Accountability settings.*

4. Return to your dashboard and **Reload** when prompted.

WARNING: This affects other Google image services

- Blocks attachments in Gmail.
- Will likely block the Google Street View function when using Maps in a browser.

- May block Images in Google Search, unless the "Image Search Engines" category is specifically allowed in your Company Preferences.
-

Revision #6

Created 19 October 2023 17:29:44 by james

Updated 13 February 2024 13:55:29 by james